

# PACHHUNGA UNIVERSITY COLLEGE

(A Constituent College of Mizoram University)



## ALUMNI FEEDBACK ANALYSIS (2021-2022)

# Methodology

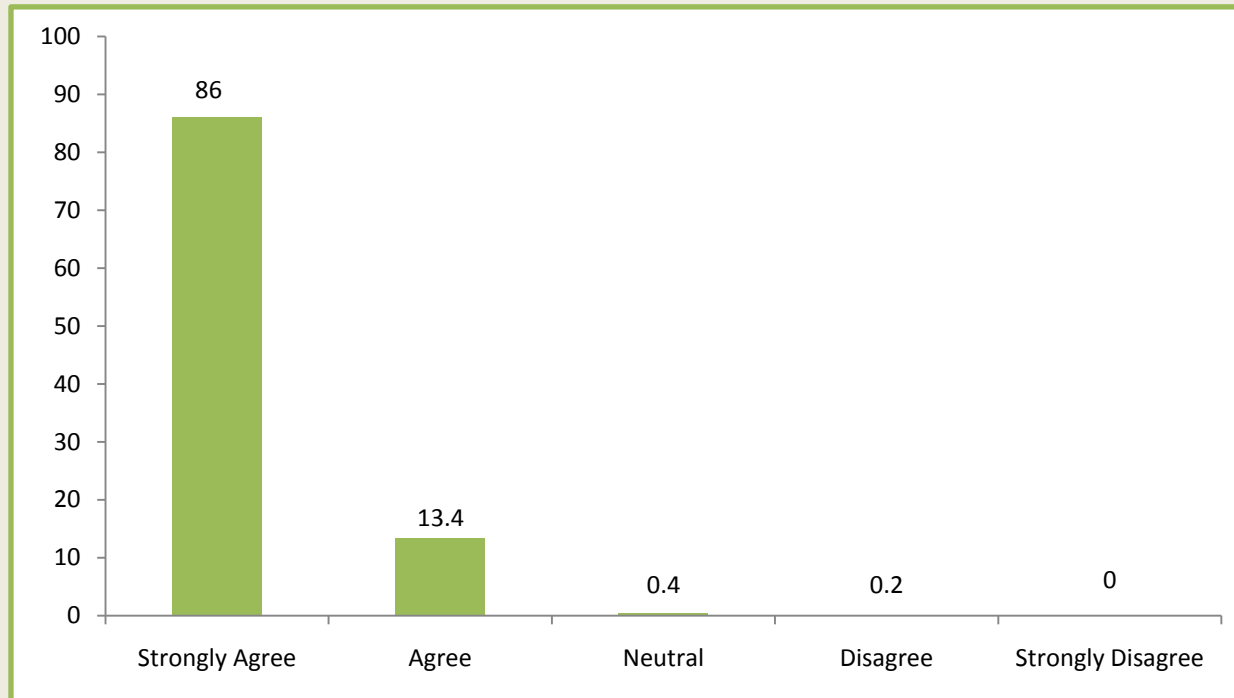
- Mode of feedback – ONLINE using Google Forms.
- IQAC prepares format for collection of Alumni Feedback in Google Forms and distribute it to all the Departments.
- Data collection is done by Departmental IQAC-in-charge.
- The format followed is a five point scale questionnaire.
- Data collected is verified and analysed by IQAC.
- Data analysis is carried out using statistical analysis software MS Excel 2019.

# Department-wise Respondents

SL.NO	Department	Respondents
1	Biotechnology	17
2	Economics	1
3	English	41
4	Education	49
5	Mizo	4
6	History	9
7	Public Administration	19
8	Political Science	81
9	Philosophy	17
10	Psychology	29
11	Sociology	15
12	Geography	6
13	Commerce	19
14	Botany	17
15	Physics	3
16	Chemistry	80
17	Statistics	2
18	Zoology	6
19	Environmental Science	29
20	Mathematics	2
21	Geology	4
22	Management	31
TOTAL		481

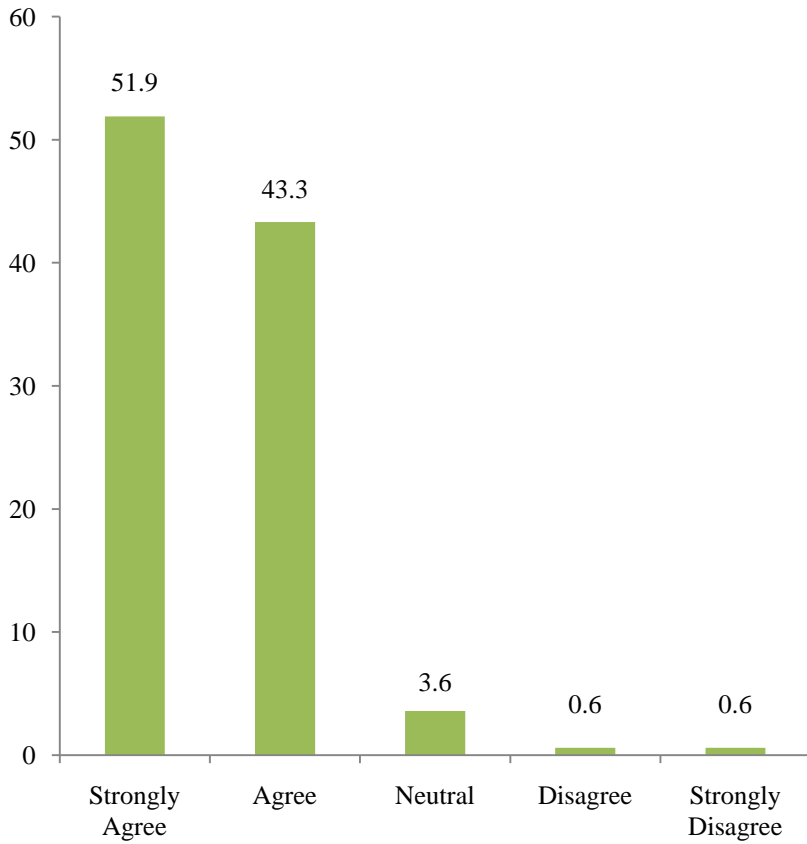


# Q.1 I feel proud to be former student of PUC

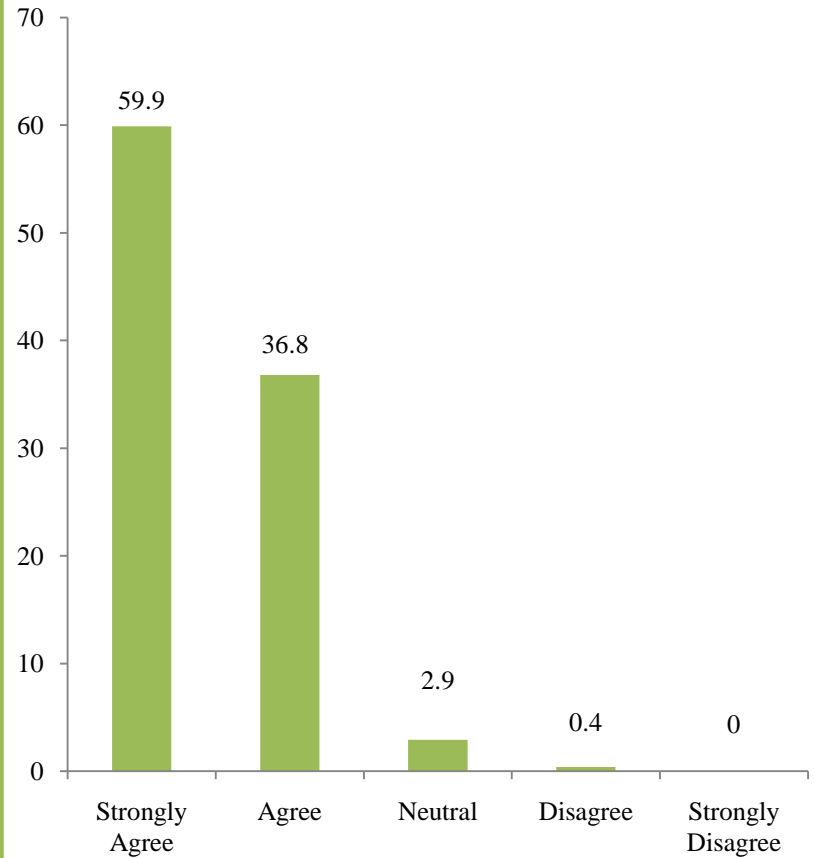


- 86% of respondents feels proud to be former student of PUC
- This is a good indicator of the satisfaction level of the students
- No. of respondents: 481
- 22 departments participated

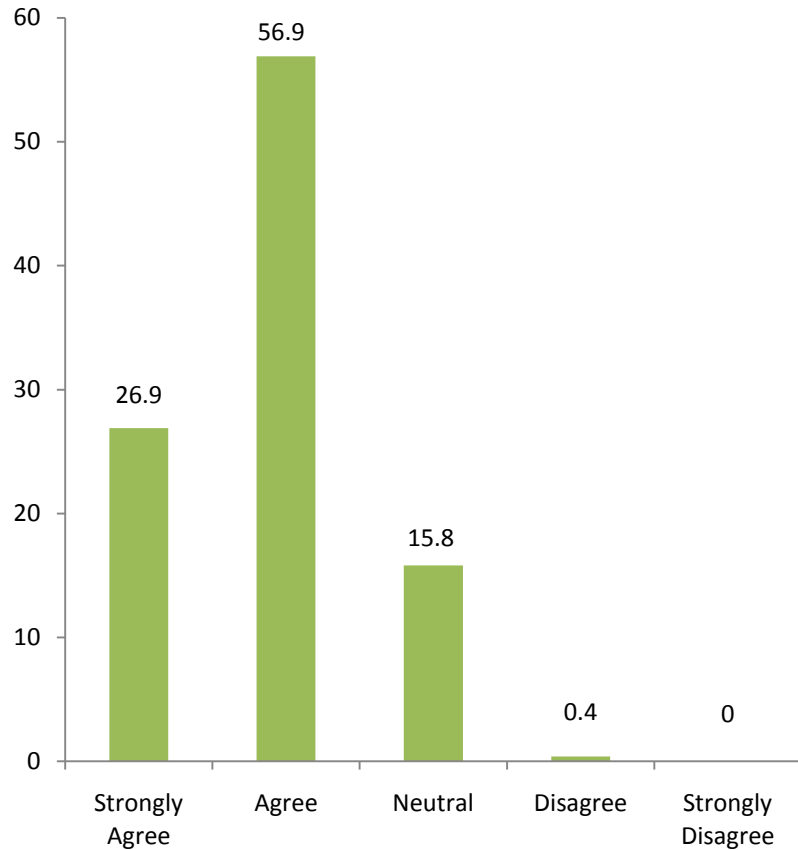
Q.2 The learning I had in the college is useful in my career



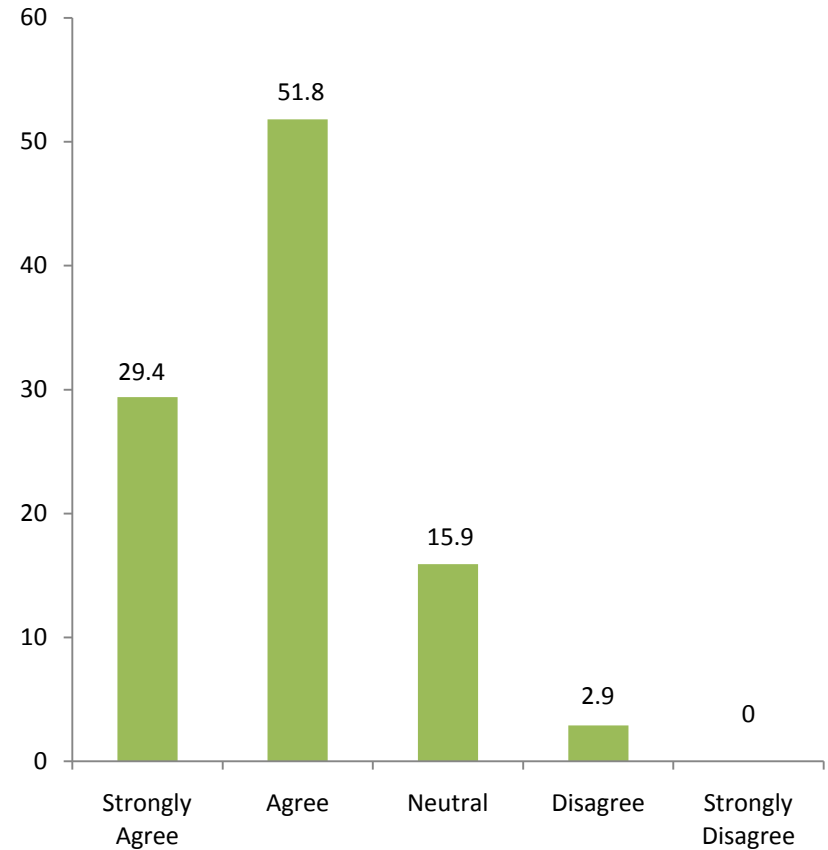
Q.3 Development in the College in recent years are appreciative



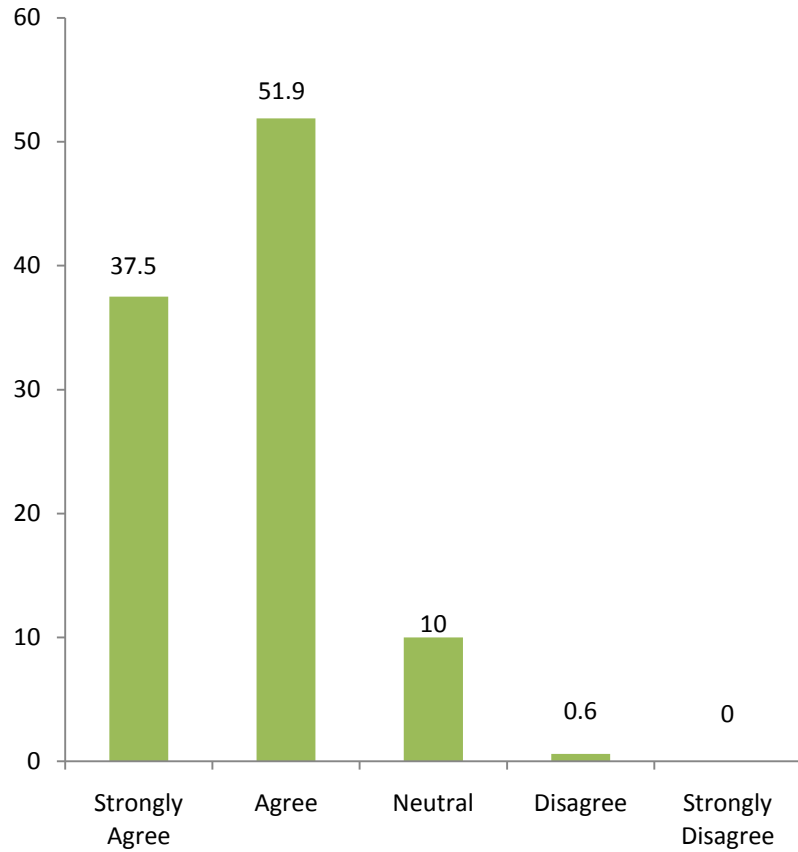
#### Q.4 New Courses introduced meet contemporary requirement



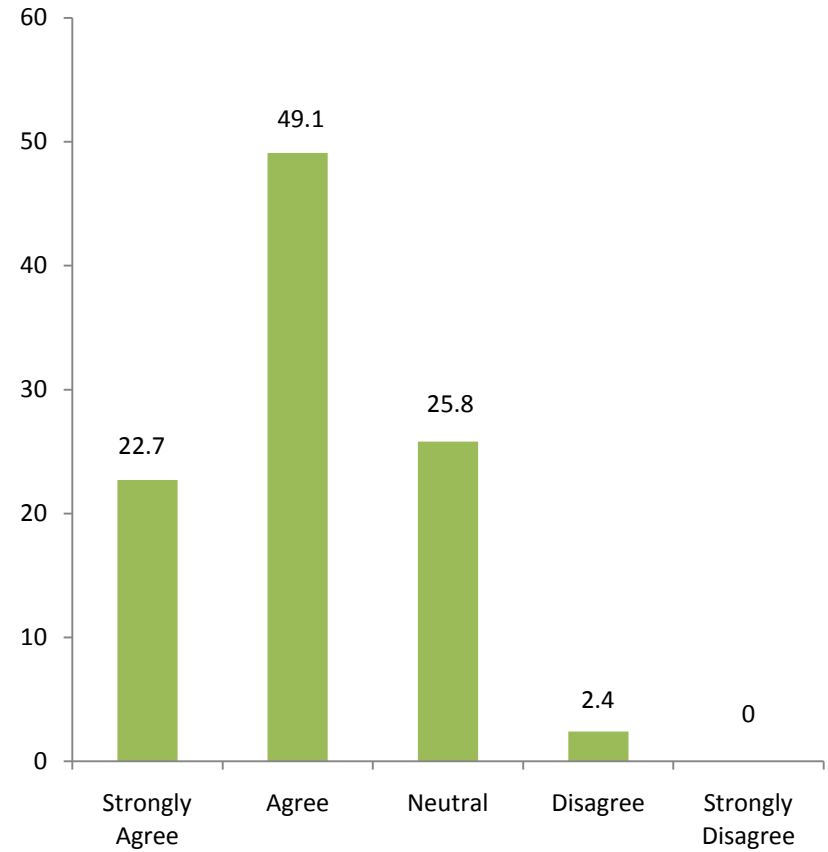
#### Q.5 PUC is involving Alumni in its activities



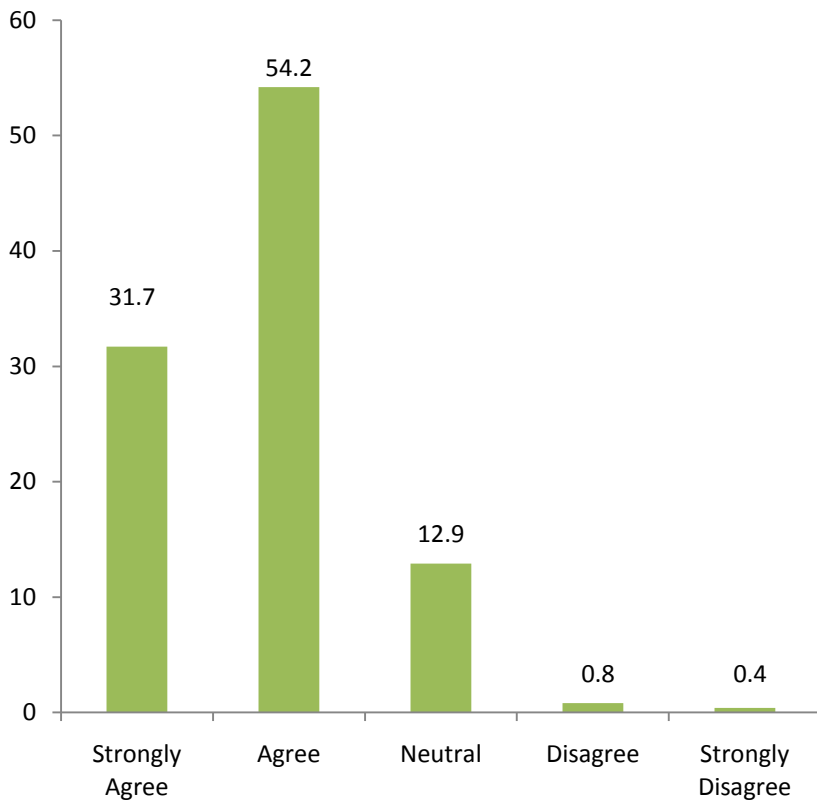
**Q.6 The Alumni have a role to play in academically strengthening the college further**



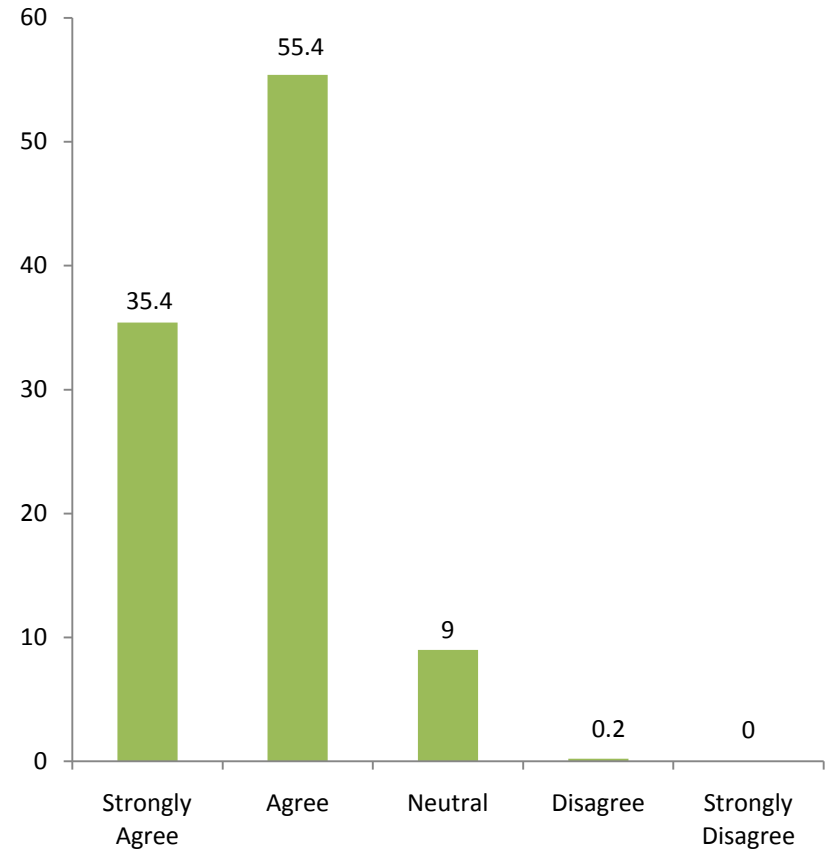
**Q.7 The alumni have a role to play in financially strengthening the college further**



**Q.8 Formation of department-wise alumni association is a step in the right direction**



**Q.9 The department administration should take initiative to efficiently enroll and strengthen the alumni association**





# Summary

Questions	Strongly Agree (%)	Agree (%)	Neutral (%)	Disagree (%)	Strongly Disagree (%)
1	86	13.4	0.4	0.2	0
2	51.9	43.3	3.6	0.6	0.6
3	59.9	36.8	2.9	0.4	0
4	26.9	56.9	15.8	0.4	0
5	29.4	51.8	15.9	2.9	0
6	37.5	51.9	10	0.6	0
7	22.7	49.1	25.8	2.4	0
8	31.7	54.2	12.9	0.8	0.4
9	35.4	55.4	9	0.2	0
<b>Percentage</b>	<b>42.4%</b>	<b>45.9%</b>	<b>10.7%</b>	<b>0.9%</b>	<b>0.1%</b>

- 42.4% of all responses strongly agrees and 45.9% agrees with the questionnaire.
- There were only less than 1% with disagree and strongly disagree response.
- This analysis proved that 88.3% of all responses are positively in favour and only 1% are not in favour.

  
**(DR. HENRY LALMAWIZUALA)**

Coordinator  
 Internal Quality Assurance Cell  
 Pachhunga University College  
 (A constituent college of Mizoram University)



  
**(PROF. H. LALTHANZARA)**

Principal  
 Pachhunga University College  
 Aizawl : Mizoram