

# PACHHUNGA UNIVERSITY COLLEGE

(A Constituent College of Mizoram University)



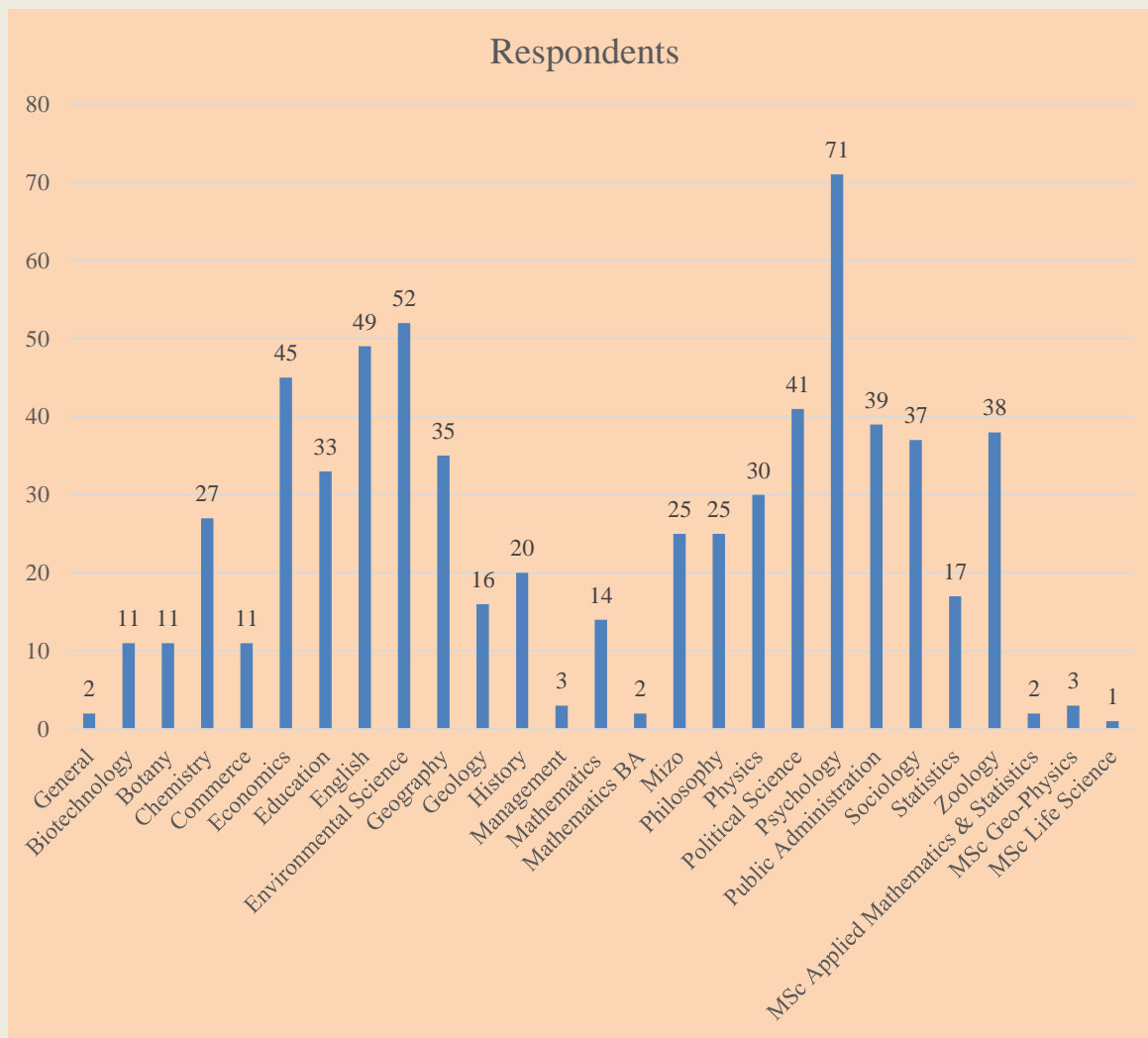
## ALUMNI FEEDBACK ANALYSIS (2022-2023)

# Methodology

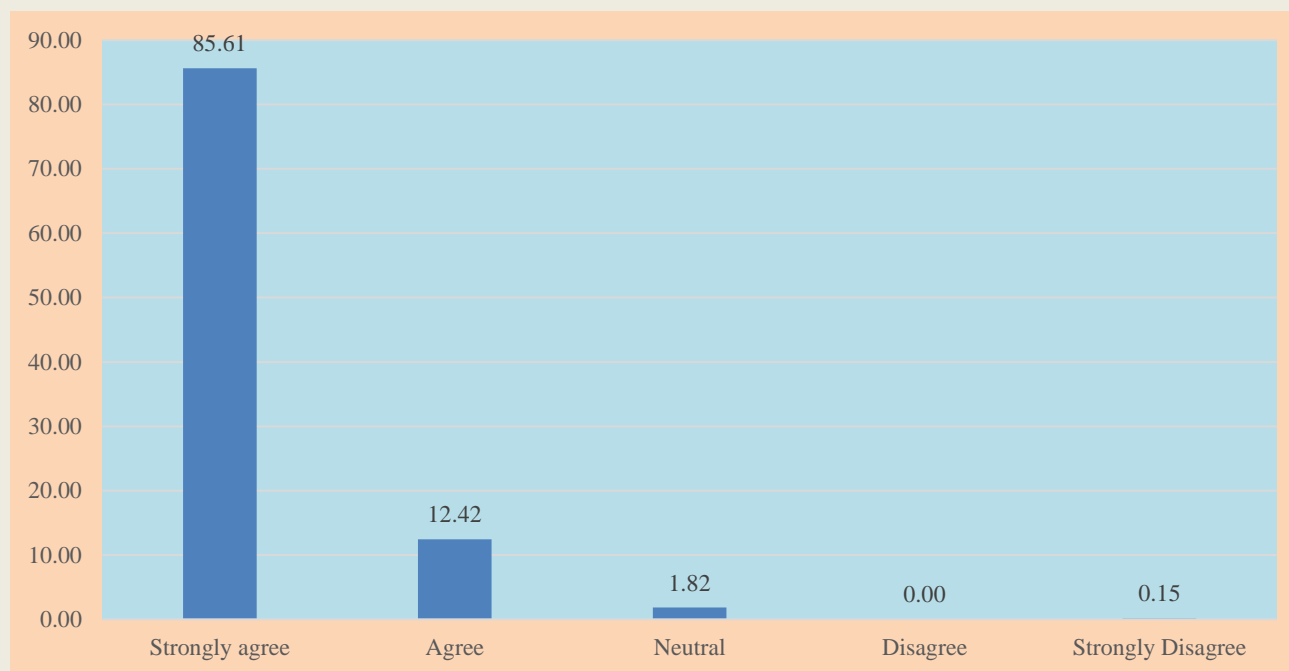
- Mode of feedback – ONLINE using Google Forms.
- IQAC prepares format for collection of Alumni Feedback in Google Forms and distribute it to all the Departments.
- Data collection is done by Departmental IQAC-in-charge.
- The format followed is a five point scale questionnaire.
- Data collected is verified and analysed by IQAC.
- Data analysis is carried out using statistical analysis software MS Excel 2021.

# Department-wise Respondents

| SL.NO | Department                           | Respondents |
|-------|--------------------------------------|-------------|
| 1     | General                              | 2           |
| 2     | Biotechnology                        | 11          |
| 3     | Botany                               | 11          |
| 4     | Chemistry                            | 27          |
| 5     | Commerce                             | 11          |
| 6     | Economics                            | 45          |
| 7     | Education                            | 33          |
| 8     | English                              | 49          |
| 9     | Environmental Science                | 52          |
| 10    | Geography                            | 35          |
| 11    | Geology                              | 16          |
| 12    | History                              | 20          |
| 13    | Management                           | 3           |
| 14    | Mathematics                          | 14          |
| 15    | Mathematics BA                       | 2           |
| 16    | Mizo                                 | 25          |
| 17    | Philosophy                           | 25          |
| 18    | Physics                              | 30          |
| 19    | Political Science                    | 41          |
| 20    | Psychology                           | 71          |
| 21    | Public Administration                | 39          |
| 22    | Sociology                            | 37          |
| 23    | Statistics                           | 17          |
| 24    | Zoology                              | 38          |
| 25    | MSc Applied Mathematics & Statistics | 2           |
| 26    | MSc Geo-Physics                      | 3           |
| 27    | MSc Life Science                     | 1           |

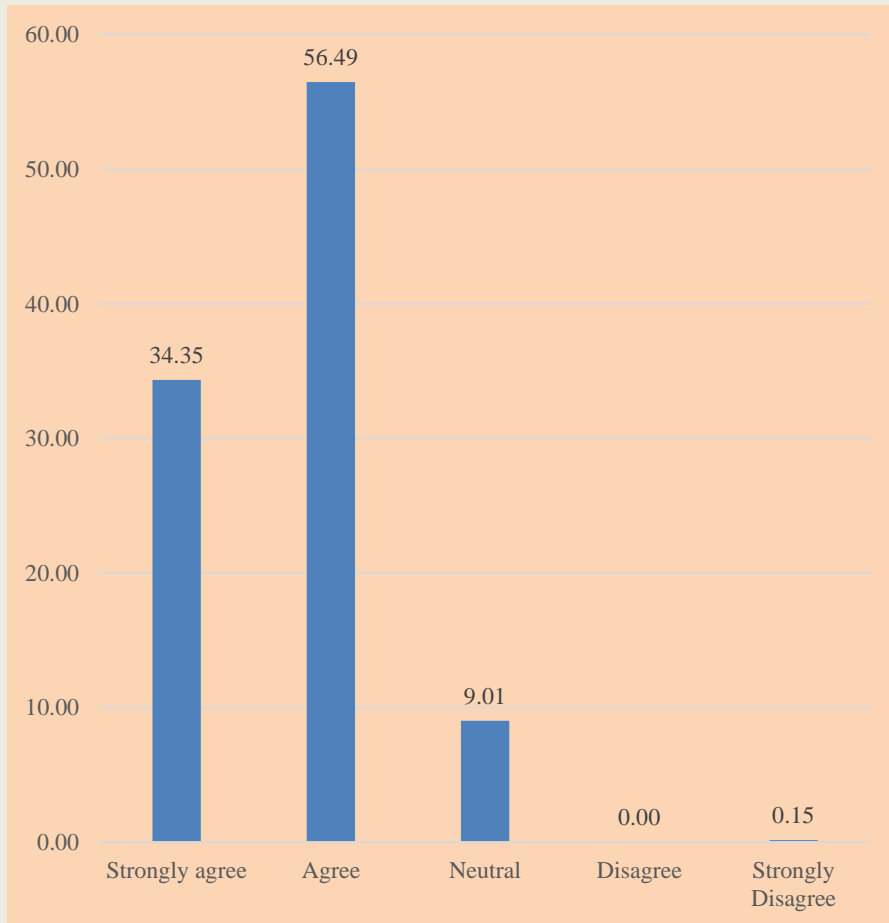


# Q.1 I feel proud to be former student of PUC

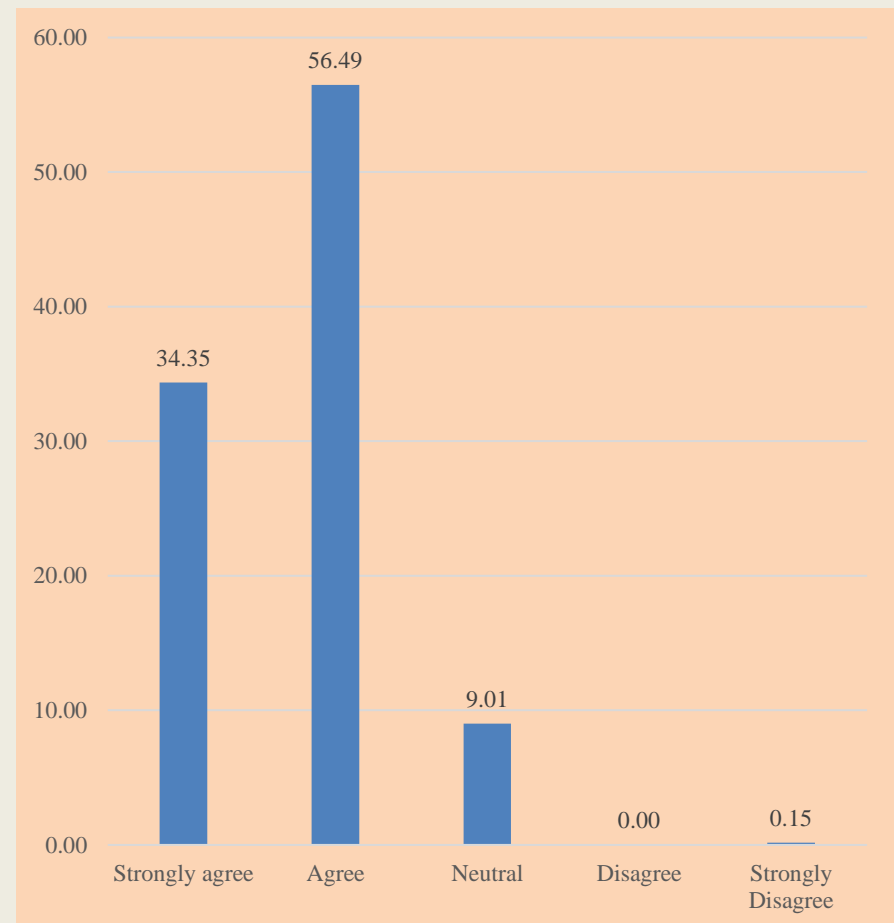


- Out of 660 respondents, 85.61% of respondents feel very proud to be former student of PUC.
- This is a good indicator of the satisfaction level of the students.
- No. of respondents: 22 UG departments, BA General, BA(Maths) and 3 PG departments participated.

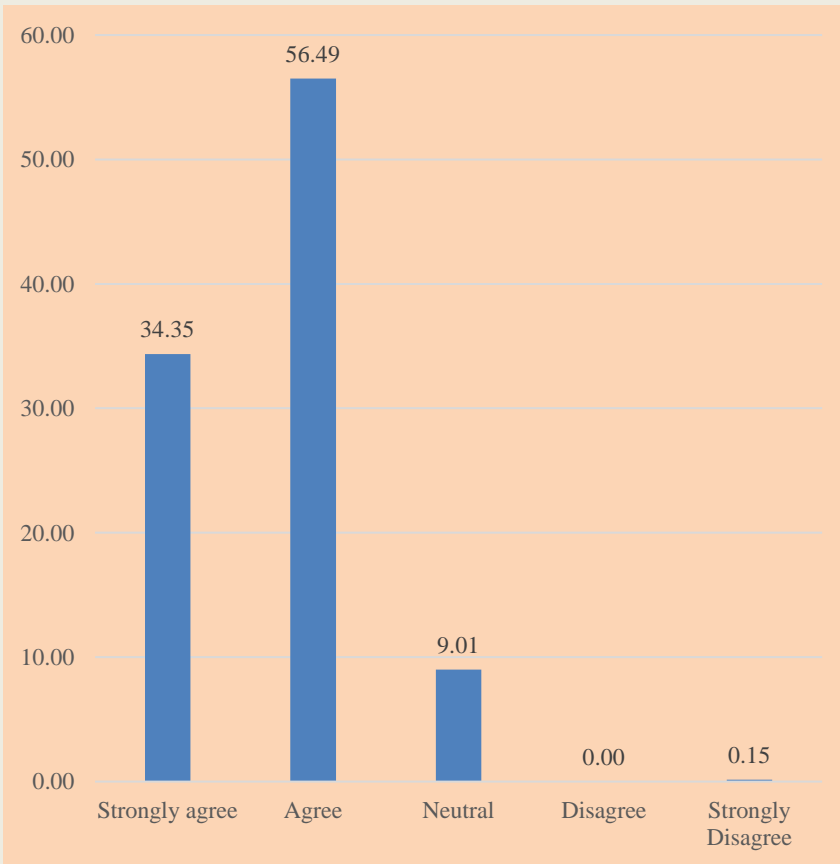
Q.2 The learning I had in the college is useful in my career



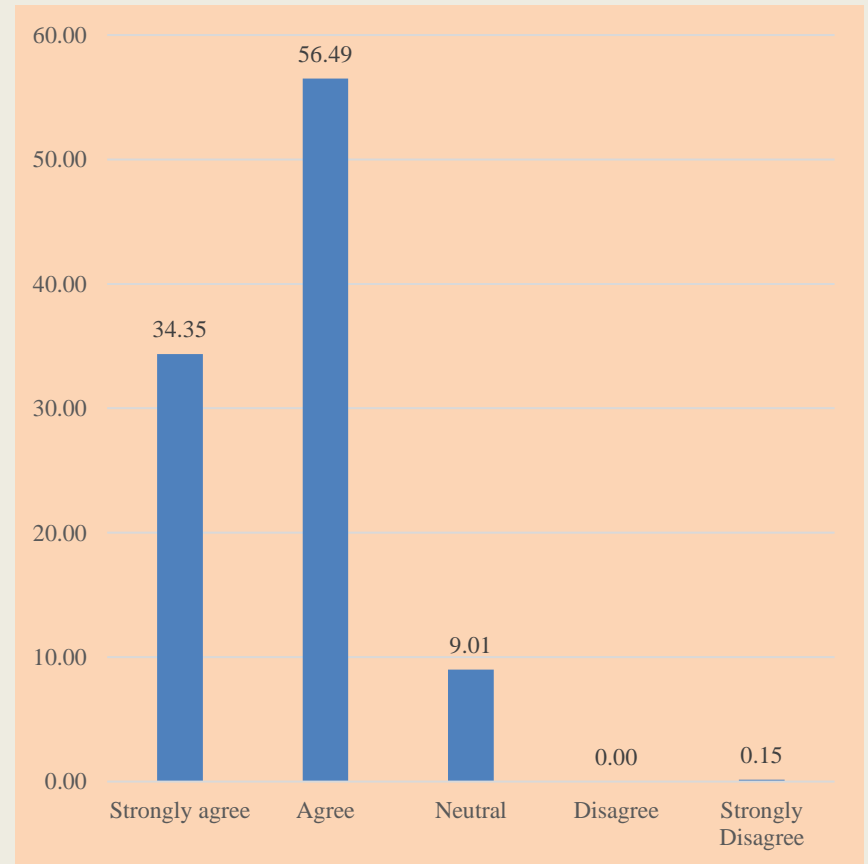
Q.3 Development in the College in recent years are appreciative



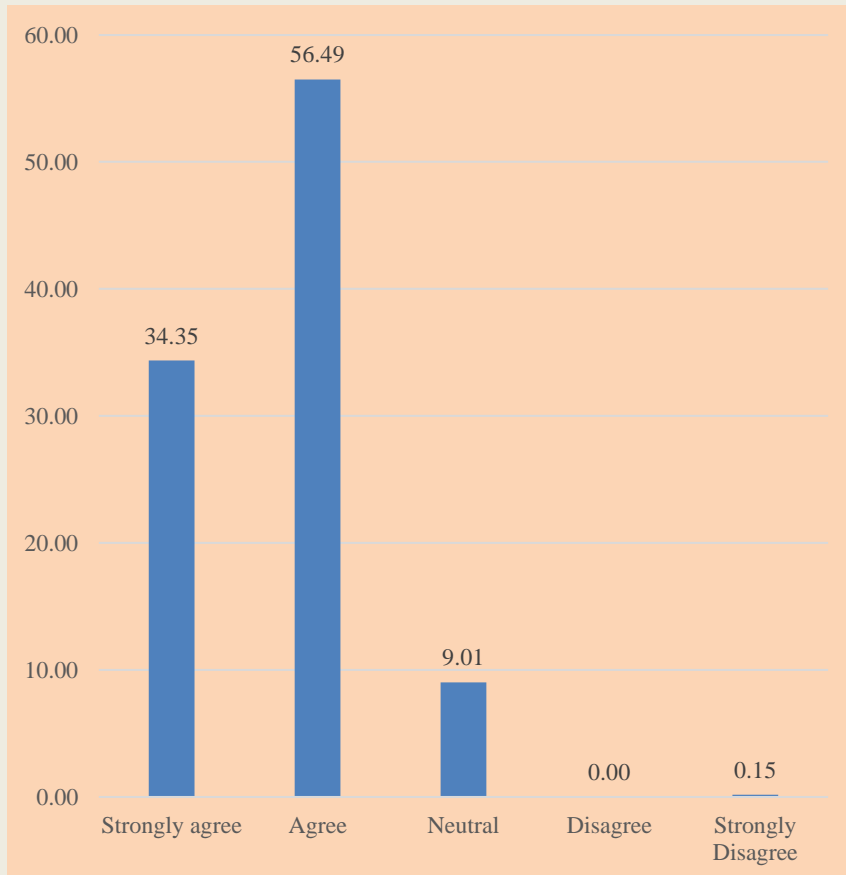
### Q.4 New Courses introduced meet contemporary requirement



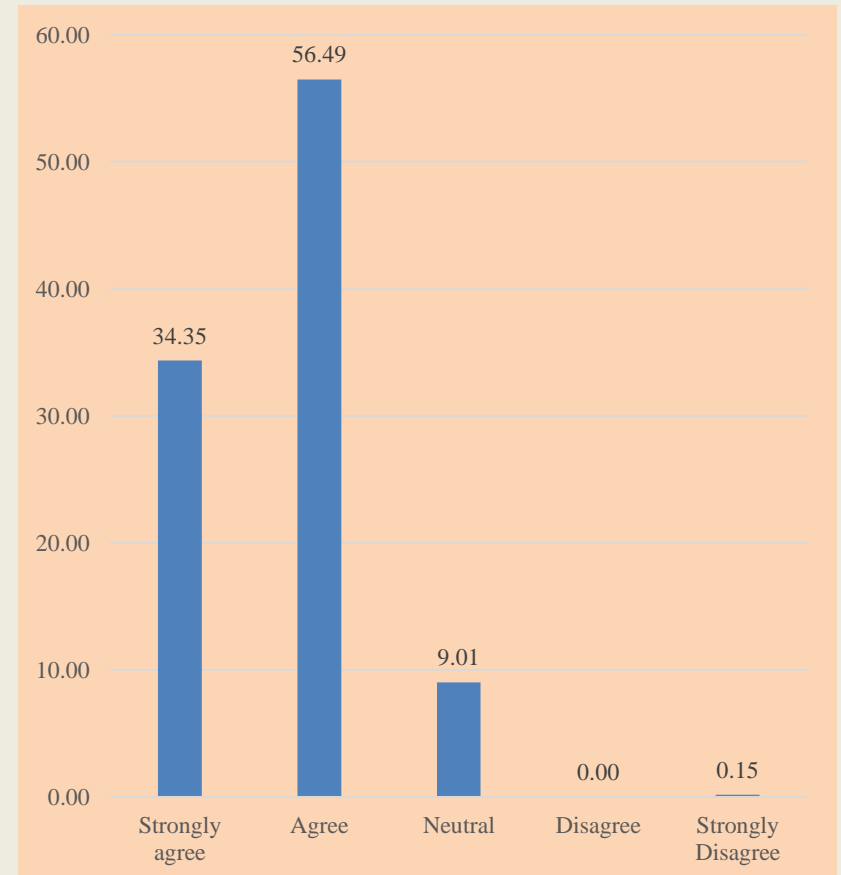
### Q.5 PUC is involving Alumni in its activities



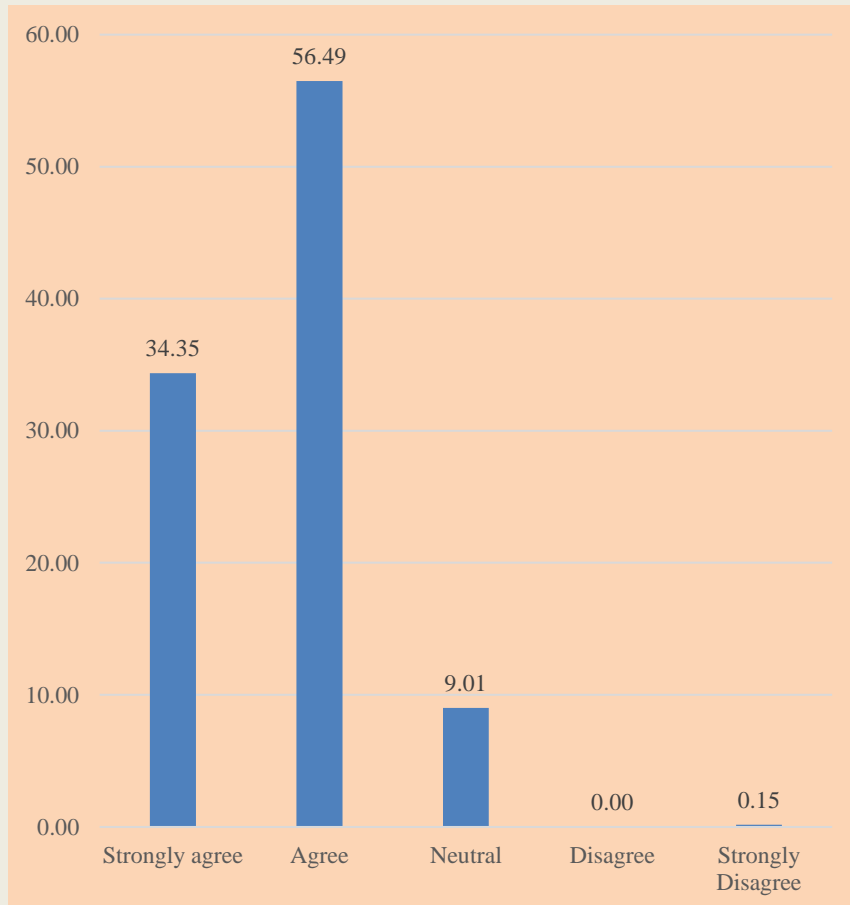
**Q.6 The Alumni have a role to play in academically strengthening the college further**



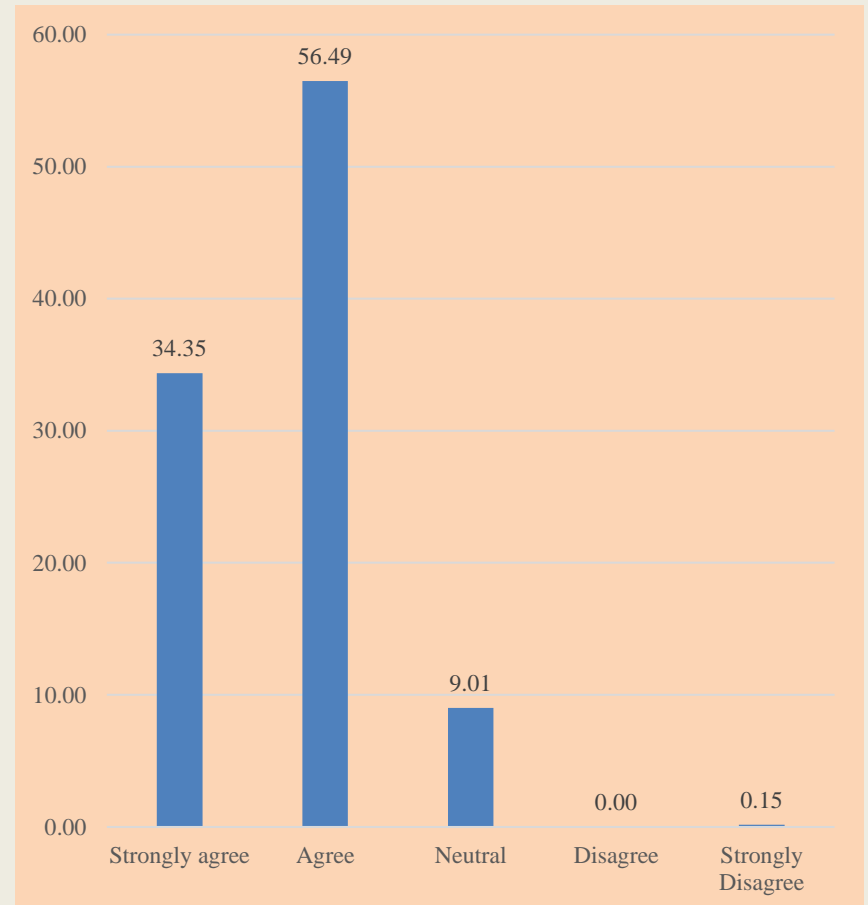
**Q.7 The alumni have a role to play in financially strengthening the college further**



### Q.8 Formation of department-wise alumni association is a step in the right direction



### Q.9 The department administration should take initiative to efficiently enroll and strengthen the alumni association





# Summary

| Questions         | Strongly Agree (%) | Agree (%)     | Neutral (%)   | Disagree (%) | Strongly Disagree (%) |
|-------------------|--------------------|---------------|---------------|--------------|-----------------------|
| 1                 | 85.61              | 12.42         | 1.82          | 0.00         | 0.15                  |
| 2                 | 52.28              | 42.40         | 4.86          | 0.30         | 0.15                  |
| 3                 | 57.42              | 39.70         | 2.58          | 0.30         | 0.00                  |
| 4                 | 27.29              | 53.51         | 17.38         | 1.83         | 0.00                  |
| 5                 | 30.65              | 49.32         | 17.60         | 2.28         | 0.15                  |
| 6                 | 35.11              | 49.24         | 13.83         | 1.52         | 0.30                  |
| 7                 | 22.80              | 47.72         | 26.29         | 2.58         | 0.61                  |
| 8                 | 31.96              | 52.66         | 14.61         | 0.61         | 0.15                  |
| 9                 | 34.35              | 56.49         | 9.01          | 0.00         | 0.15                  |
| <b>Percentage</b> | <b>41.94%</b>      | <b>44.83%</b> | <b>12.00%</b> | <b>1.05%</b> | <b>0.19%</b>          |

- 41.94% of all responses strongly agrees and 44.83% agrees with the questionnaire.
- There were only 1.05% with disagree and 0.19 with strongly disagree response.
- This analysis proved that 86.77% of all responses are positively in favour and only 1.24% are not in favour.



**(DR. H.C. LALCHHUANAWMA)**

Coordinator  
Internal Quality Assurance Cell  
Pachhunga University College  
(A constituent college of Mizoram University)




**(PROF. H. LALTHANZARA)**

Principal  
Pachhunga University College  
Aizawl : Mizoram